

Bethel, Connecticut

General

ACS, 2017–2021	Bethel	State
Current Population	20,287	3,605,330
Land Area <i>mi</i> ²	17	4,842
Population Density <i>people per mi</i> ²	1,196	745
Number of Households	7,207	1,397,324
Median Age	40	41
Median Household Income	\$101,481	\$83,572
Poverty Rate	4%	10%

Economy

Top Industries

Lightcast, 2021 (2 and 3 digit NAICS)	Jobs	Share of Industry
1 Health Care and Social Assistance <i>Hospitals</i>	1,259	40%
2 Manufacturing <i>Machinery Manufacturing</i>	1,183	32%
3 Retail Trade <i>Food and Beverage Stores</i>	1,154	29%
4 Government <i>Local Government</i>	1,046	74%
5 Management of Companies & Ent. <i>Management of Companies & Ent.</i>	723	100%
Total Jobs, All Industries	8,355	

SOTS Business Registrations

Secretary of the State, August 2023

New Business Registrations by Year

Year	2018	2019	2020	2021	2022
Total	157	187	184	264	268

Total Active Businesses 2,223

Key Employers

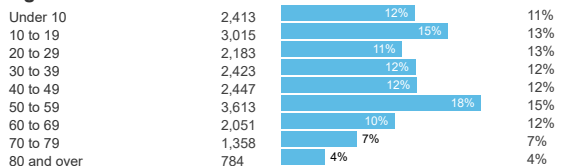
Data from Municipalities, 2023

- 1 Connecticut Light & Power Co
- 2 Duracell Inc
- 3 Steiner & Associated Businesses
- 4 Cedar-Bethel LLC
- 5 Bethel Health and Rehabilitation

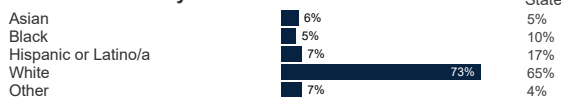
Demographics

ACS, 2017–2021

Age Distribution



Race and Ethnicity

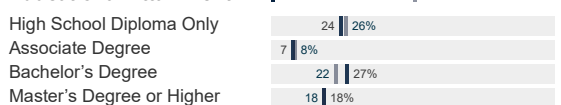


Hispanic includes those of any race. Remaining racial groups include only non-hispanic. 'Other' includes American Indian, Alaska Native, Native Hawaiian, Pacific Islander, two or more races.

Language Spoken at Home



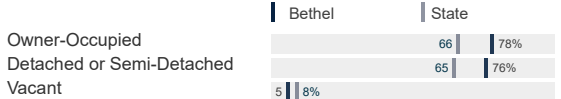
Educational Attainment



Housing

ACS, 2017–2021

	Bethel	State
Median Home Value	\$359,200	\$286,700
Median Rent	\$1,350	\$1,260
Housing Units	7,618	1,527,039



Schools

CT Department of Education, 2022-23

School Districts

	Available Grades	Total Enrollment	Pre-K Enrollment	4-Year Grad Rate (2021-22)
Bethel School District	PK-12	3,089	70	94%
Statewide	-	513,079	15,300	88%

Smarter Balanced Assessments

Met or Exceeded Expectations, 2021-22

	Math	ELA
Bethel School District	59%	67%
Statewide	48%	56%

Bethel, Connecticut

Labor Force

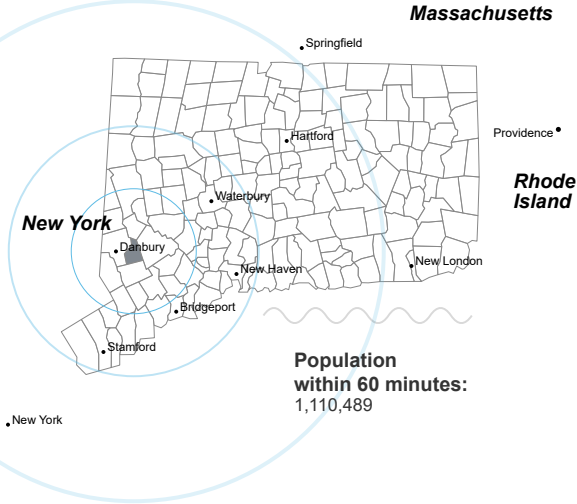
CT Department of Labor, 2022

	Bethel	State
Employed	10,773	1,851,993
Unemployed	420	80,470

Unemployment Rate	4	4%
Self-Employment Rate*	10	11%

*ACS, 2017–2021

Catchment Areas of 15mi, 30mi, and 60mi



Access

ACS, 2017–2021

	Bethel	State
Mean Commute Time *	31 min	26 min
No Access to a Car	5	8%
No Internet Access	6	9%

Commute Mode

Public Transport	2	4%
Walking or Cycling	1	3%
Driving	82	84%
Working From Home *	10	10%

Public Transit

CT <i>transit</i> Service	-
Other Public Bus Operations	Housatonic Area Regional Transit (HART)
Train Service	Metro-North

* 5 year estimates include pre-pandemic data

Fiscal Indicators

CT Office of Policy and Management, State FY 2020-21

Municipal Revenue

Total Revenue	\$87,827,602
Property Tax Revenue	\$69,660,031
<i>per capita</i>	\$3,370
<i>per capita, as % of state avg.</i>	105%
Intergovernmental Revenue	\$15,952,126
Revenue to Expenditure Ratio	1%

Municipal Expenditure

Total Expenditure	\$85,525,696
Educational	\$55,320,660
Other	\$30,205,036

Grand List

Equalized Net Grand List	\$3,247,452,608
<i>per capita</i>	\$158,127
<i>per capita, as % of state avg.</i>	97%
Commercial/Industrial Share of Net Grand List	0%
Actual Mill Rate	32.00
Equalized Mill Rate	21.31

Municipal Debt

Moody's Rating (2023)	-
S&P Rating (2023)	AAA
Total Indebtedness	\$71,438,559
<i>per capita</i>	\$3,479
<i>per capita, as % of state avg.</i>	128%
<i>as percent of expenditures</i>	84%
Annual Debt Service	\$4,873,413
<i>as % of expenditures</i>	6%



Search AdvanceCT's **SiteFinder**, Connecticut's most comprehensive online database of available commercial properties. advancect.org/site-selection/ct-sitefinder

About Town Profiles

The Connecticut Town Profiles are two-page reports of demographic and economic information for each of Connecticut's 169 municipalities. Reports for data are available from profiles.ctdata.org

Feedback is welcome, and should be directed to info@ctdata.org

These Profiles can be used free of charge by external organizations, as long as *AdvanceCT* and *CTData Collaborative* are cited. No representation or warranties, expressed or implied, are given regarding the accuracy of this information.