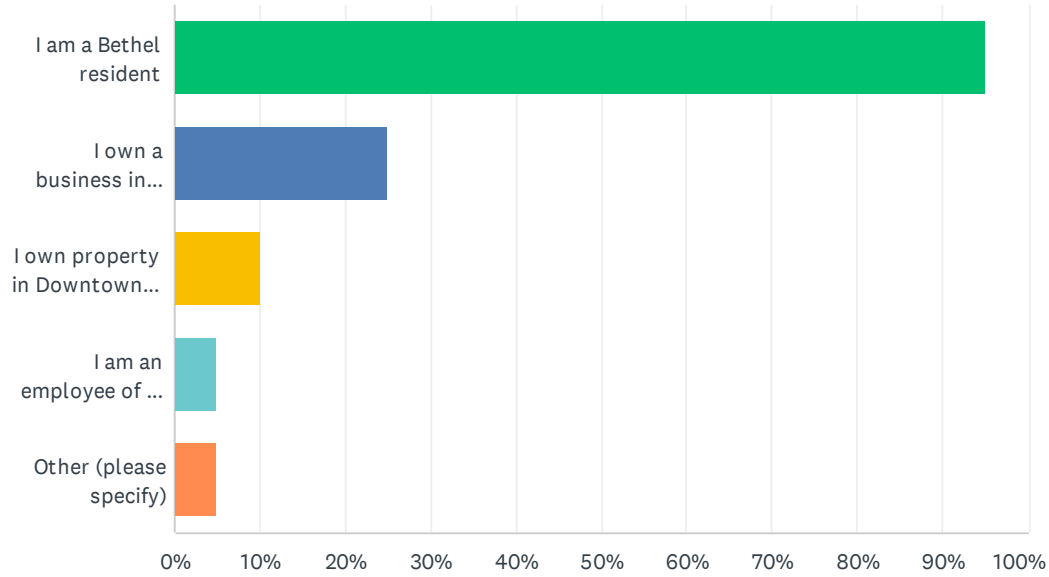


Q1 About You. Please check off any of the following statements that apply to you.

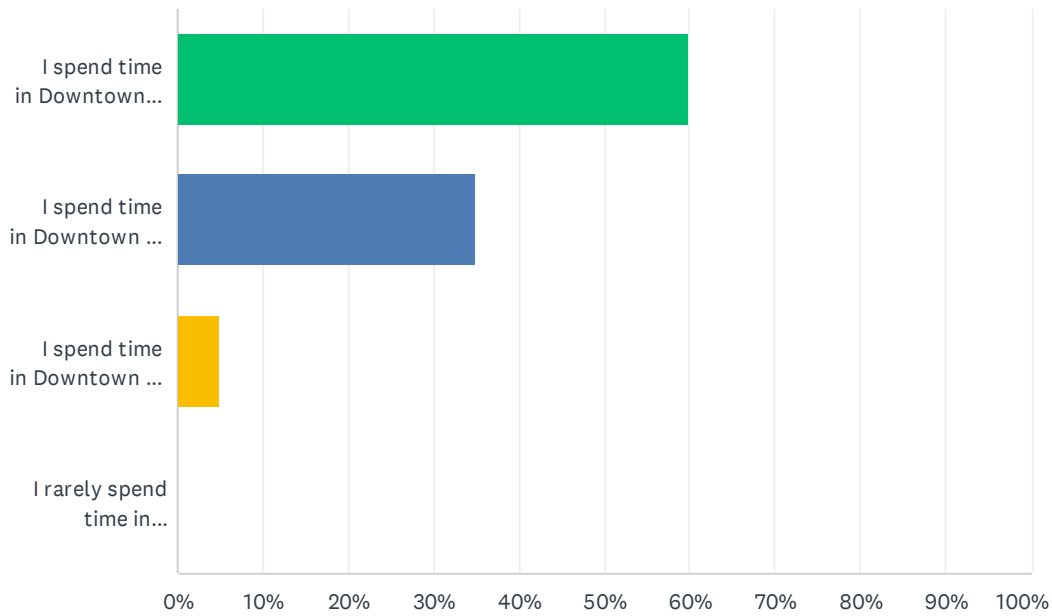
Answered: 20 Skipped: 0



ANSWER CHOICES	RESPONSES	
I am a Bethel resident	95.00%	19
I own a business in Downtown Bethel	25.00%	5
I own property in Downtown Bethel	10.00%	2
I am an employee of a Downtown Bethel business or organization	5.00%	1
Other (please specify)	5.00%	1
Total Respondents: 20		

Q2 How often do you spend time in Downtown?

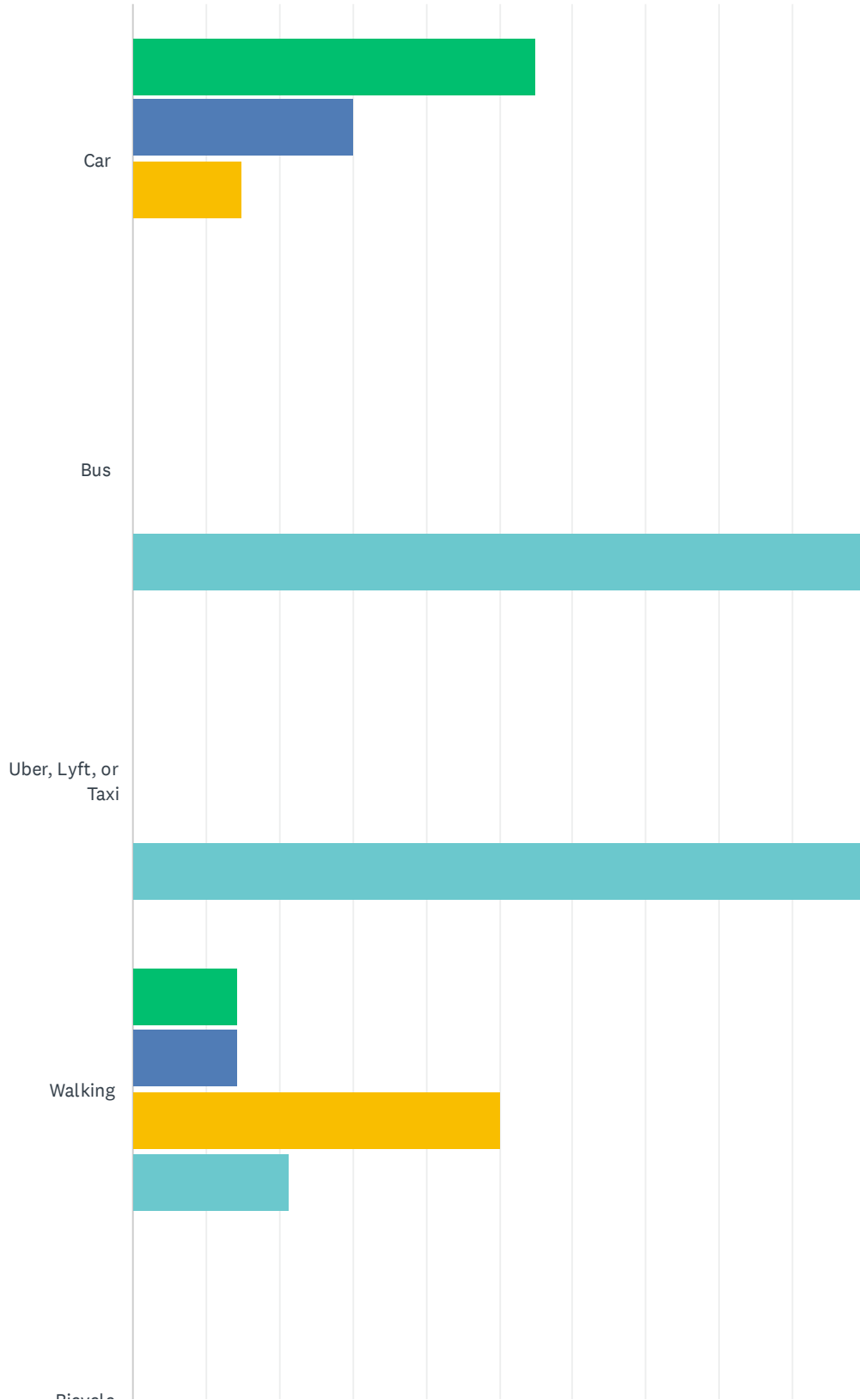
Answered: 20 Skipped: 0



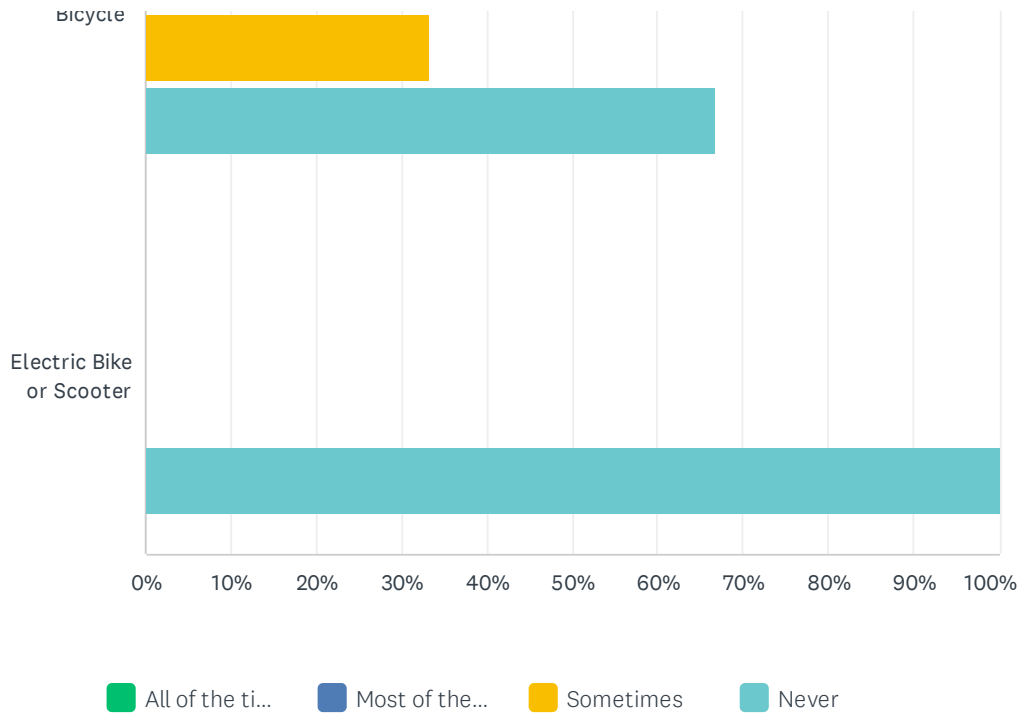
ANSWER CHOICES	RESPONSES	
I spend time in Downtown just about everyday	60.00%	12
I spend time in Downtown a few times a week	35.00%	7
I spend time in Downtown a few times a month	5.00%	1
I rarely spend time in Downtown	0.00%	0
TOTAL		20

Q3 What mode(s) of transportation do you use to travel to Downtown? For each mode listed below, select the frequency.

Answered: 20 Skipped: 0



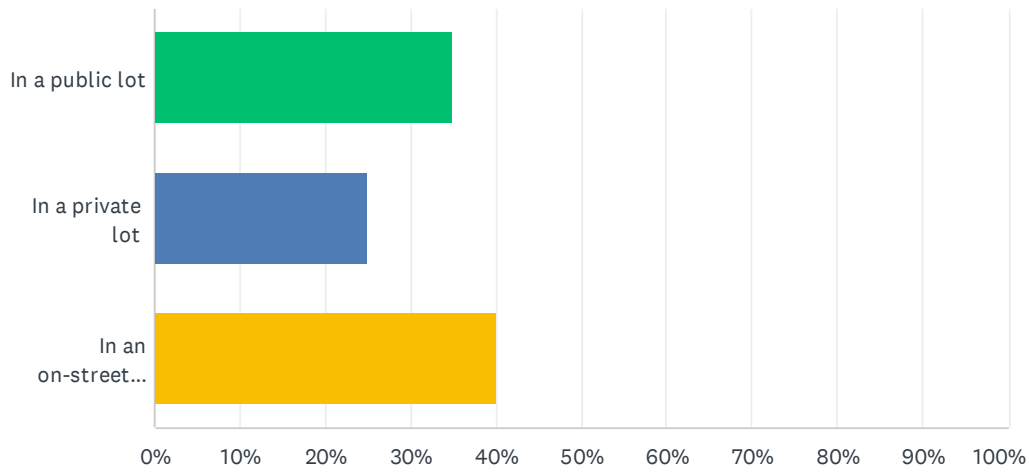
PUBLIC MEETING QUESTIONNAIRE Mobility, Walkability & Parking Improvement Plans for Downtown Bethel



	ALL OF THE TIME	MOST OF THE TIME	SOMETIMES	NEVER	TOTAL
Car	55.00% 11	30.00% 6	15.00% 3	0.00% 0	20
Bus	0.00% 0	0.00% 0	0.00% 0	100.00% 13	13
Uber, Lyft, or Taxi	0.00% 0	0.00% 0	0.00% 0	100.00% 13	13
Walking	14.29% 2	14.29% 2	50.00% 7	21.43% 3	14
Bicycle	0.00% 0	0.00% 0	33.33% 4	66.67% 8	12
Electric Bike or Scooter	0.00% 0	0.00% 0	0.00% 0	100.00% 11	11

Q4 When you drive to Downtown, where do you usually park?

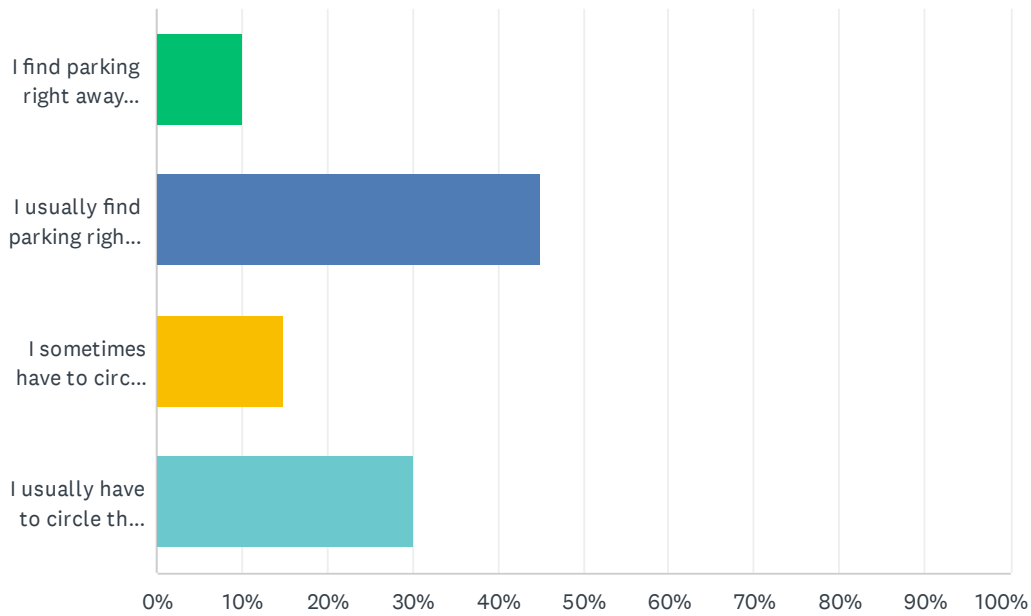
Answered: 20 Skipped: 0



ANSWER CHOICES	RESPONSES
In a public lot	35.00% 7
In a private lot	25.00% 5
In an on-street parking space	40.00% 8
TOTAL	20

Q5 When you drive to Downtown, what is your experience finding parking?

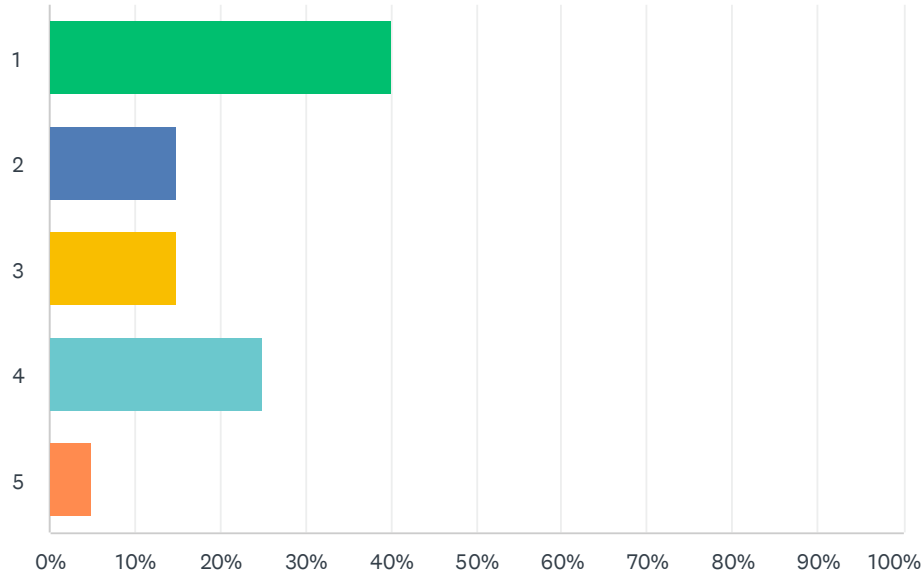
Answered: 20 Skipped: 0



ANSWER CHOICES	RESPONSES	
I find parking right away because I have a dedicated space	10.00%	2
I usually find parking right away	45.00%	9
I sometimes have to circle the block to find a parking space	15.00%	3
I usually have to circle the block to find a parking space	30.00%	6
TOTAL		20

Q6 On a scale of 1 to 5 (with 1 being the most safe and 5 being the least safe), how safe do you feel walking around Downtown?

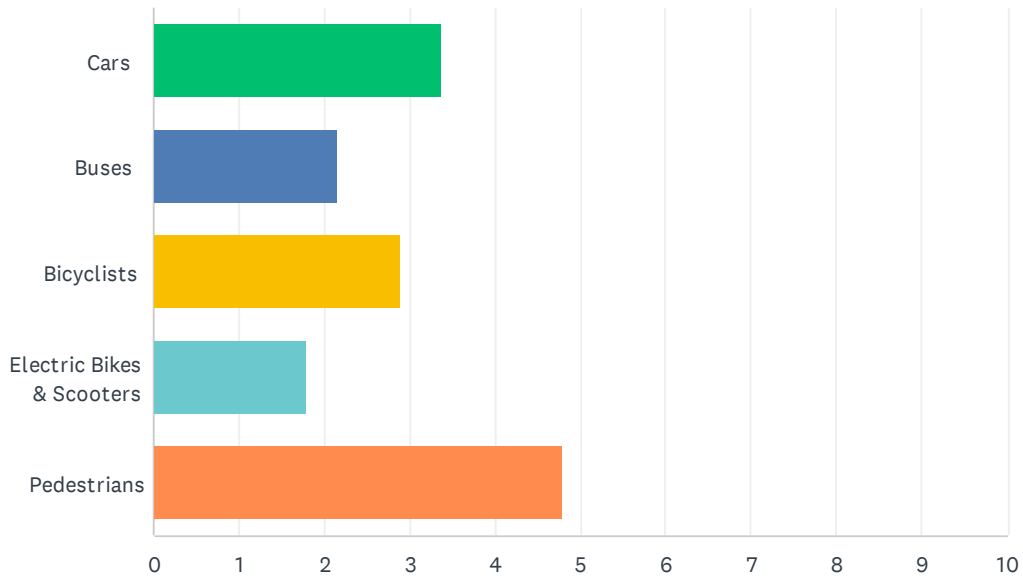
Answered: 20 Skipped: 0



ANSWER CHOICES	RESPONSES	
1	40.00%	8
2	15.00%	3
3	15.00%	3
4	25.00%	5
5	5.00%	1
TOTAL		20

Q7 Rank each of the following modes of transportation in terms of their priority when redesigning Downtown's streets and intersections, with 1 being the highest priority.

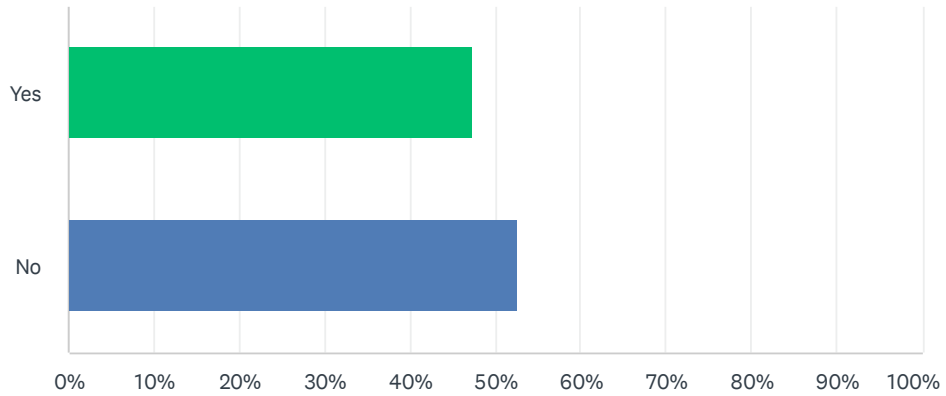
Answered: 19 Skipped: 1



	1	2	3	4	5	TOTAL	SCORE
Cars	10.53% 2	42.11% 8	31.58% 6	5.26% 1	10.53% 2	19	3.37
Buses	0.00% 0	10.53% 2	21.05% 4	42.11% 8	26.32% 5	19	2.16
Bicyclists	5.26% 1	26.32% 5	36.84% 7	15.79% 3	15.79% 3	19	2.89
Electric Bikes & Scooters	5.26% 1	0.00% 0	10.53% 2	36.84% 7	47.37% 9	19	1.79
Pedestrians	78.95% 15	21.05% 4	0.00% 0	0.00% 0	0.00% 0	19	4.79

Q8 Did you participate in the Bethel Forward meetings/charrettes?

Answered: 19 Skipped: 1



ANSWER CHOICES	RESPONSES	
Yes	47.37%	9
No	52.63%	10
TOTAL		19